

Seated Height AV Lecterns

With Trolley



Model Number Structure

66	-	LS	305230	LX	TE0728NK
<u>Series</u>		<u>Type</u>	<u>Size</u>	<u>Modesty Combination for</u>	<u>Visual Display Option</u>
66=Lectern		LS= Seated Height Lectern	D x W x H	Laminate modesty LX=Laminate modesty; No CPU shelf LC=Laminate modesty panels & CPU shelf Perforated Metal modesty MX=Metal modesty; No CPU shelf MC=Metal modesty panels & CPU shelf	TE0724NK=Trolley™ E & NOVA Keyboard Drawer TE0728NK=Trolley™ EXL & NOVA Keyboard Drawer



(217) 342-7070
 www.novadesk.com
 sales@novasolutionsinc.com

Seated Height AV Lecterns

1. Select model number

Ex: 66-LS305230LX

(30x52x30 Seated Height Lectern with laminate modesty)

2. Select laminate color for base and worksurface

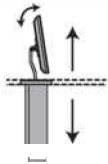
If ordering with perforated metal modesty, select metal color

Note: Laminate modesty will match base color.

Ex: 567 567
Base Worksurface

Optional Selections:

3. Select Visual Display Options (see page 34) Ex: TE0728NK (The Trolley™ EXL with NOVA keyboard drawer)



The Trolley™

- Ships installed in assembled units only.
- Maximum distance from center of wall mount VESA plate to bottom of monitor is 6 3/4" (171mm)

The Trolley™ E

Maximum Dimensions for Widescreen:

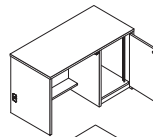
2 1/2" D x 18 3/8" W x 14 1/2" H
up to 20" widescreen

- Patented Access door automatically opens and closes with the push of a button
- Low voltage electrical motor to lift & lower monitor
- Intelligent Motion Technology™ provides operational intuition

The Trolley™ EXL

Maximum Dimensions for Widescreen:

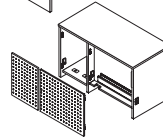
2 1/2" D x 22 3/8" W x 14 1/2" H
up to 24" widescreen
36" min. worksurface width



D x W x H (in.) ft³ / lbs Model

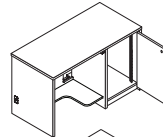
Laminate Modesty

26 x 53 9/16 x 31.7 / 217 66-LS265230LX
30 x 53 9/16 x 34.9 / 229 66-LS305230LX



Perforated Metal Modesty

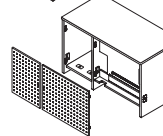
26 x 53 9/16 x 31.7 / 217 66-LS265230MX
30 x 53 9/16 x 34.9 / 229 66-LS305230MX



CPU Shelf, CPU storage width: 8 1/2"

Laminate Modesty

26 x 53 9/16 x 31.7 / 236 66-LS265230LC
30 x 53 9/16 x 34.9 / 248 66-LS305230LC



Perforated Metal Modesty

26 x 53 9/16 x 31.7 / 236 66-LS265230MC
30 x 53 9/16 x 34.9 / 248 66-LS305230MC

Model Wt(lbs) Description

With NOVA Keyboard Drawer

NOVA Keyboard Drawer installed in assembled units only.

International Customers: The Trolley™ includes Universal Power Control Units, compatible with all power requirements inside and outside the U.S.

TE0724NK 48 Trolley™ E & NOVA Keyboard Drawer

TE0728NK 48 Trolley™ EXL & NOVA Keyboard Drawer

Available with  **NOVA Linked™** To order, see page 22.

Standard Features

- Electronically adjustable from base height of 30" with 12" of travel
- ADA compliant
- iMod™ wire management
- Powerstrip
- Lift capacity up to 550 lbs
- Column legs are standard black metal finish
- 12 RU rack rail storage in the right compartment (available with a rack cube)
- Laminate or metal modesty panel

Color Options

Base Color Options



WALNUT
(537)



EMPIRE
MAHOGANY
(531)



WILD
CHERRY
(567)



FUSION
MAPLE
(560)



WHITE
(664)



FASHION
GREY
(227)



SILVER
(N99)



SLATE
GREY
(129)



BLACK
(174)

Worksurface Color Options



BLACK
LODESTONE
(N62)



SILVER
(N99)



FUSION
MAPLE
(560)



WILD
CHERRY
(567)



WALNUT
(537)



FASHION
GREY
(227)



WHITE
(664)



GRAPHITE
NEBULA
(030)



GREY
NEBULA
(044)



EMPIRE
MAHOGANY
(531)

Metallic Color Options (for Metal Modesty)



POLISHED
BLACK
(PBL)



POLISHED
SILVER
(PSL)



WHITE
(WHT)

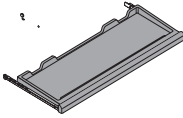










SLATE
(SLL)

Options & Accessories

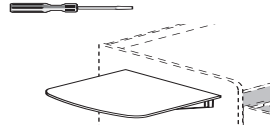
Factory Installed Accessories

Must specify location of grommet / power center at time of order

		Dimensions (in.)	Model
NOVA Keyboard Drawer		Keyboard length to fit desk ordered. Only ordered when NO Visual Display Option is chosen	
		24" - 34" wide	NK
Rectangular Wire Grommet		Rectangular black plastic grommet cover is removable for easy wire management	
		1 7/8" D x 3 1/4" W	WG1080
Star Cut Wire Grommet		Round black plastic grommet with rubber star cut opening allows more cords and cables to pass through	
		2 3/4" Diameter	RWGSC
Pop-up Power Center		Two grounded outlets. Fluid one touch accessibility. 6ft, 15 Amp cord. UL listed.	
		3 3/4" D x 5" W	11225PP
Pop-up Power / Data Center		One grounded outlet. One opening for voice/data jack. Voice/Data Adapter Kit (included) provides adapters for couplers & jacks from a variety of manufacturers. Fluid one touch accessibility. 6ft, 15 Amp cord. UL listed.	
		3 3/4" D x 5" W	11225PD
Pop-up Power / USB Charging Center		One grounded outlet. One USB charging duplex. Fluid one touch accessibility. 6ft, 15 Amp cord. UL Listed.	
		3 3/4" D x 5" W	11225PC
Round Flush Power Center		Two grounded outlets. Clean, flush mount. 6ft, 15 Amp cord. UL listed.	
		4" Diameter	3359PP
Round Flush Power / USB Charging Center		One grounded outlet. One USB charging duplex. Clean, flush mount. 6ft, 15 Amp cord. UL Listed.	
		4" Diameter	3359PC
Round Power Center		One grounded outlet. Features spill-proof technology. 6ft, 15 Amp cord. UL Listed.	
		2" Diameter	3825P

Options for Lecterns

Flip-up Shelf



D x W x H (in.)	ft ³ / lbs	Model	List Price
Field installed on all but Sit-Stand Lecterns. Shipped Separately. Color matches worksurface of lectern ordered. Located 3" down from worksurface. For factory prep, must specify "U" on lectern model number for left-handed, or "V" on lectern model number for right-handed placement, or "B" on lectern model number for both left and right hand placement.			

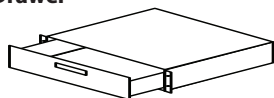
For 21" D or 24" D Lectern:

Attaches to the LEFT side panel of Lectern			
20 x 20 x 1	0.9 / 24	66-SH202001L	
Attaches to the RIGHT side panel of Lectern			

For 26" D, 30" D or 36" D Lectern:

Attaches to the LEFT side panel of Lecterns			
22 x 20 x 1	1.0 / 24	66-SH222001L	
Attaches to the RIGHT side panel of Lecterns			
22 x 20 x 1	1.0 / 24	66-SH222001R	

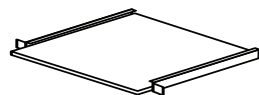
2 Space Rack Drawer



Attaches to rack rails. Takes up 2 RU space. 50 lb. weight capacity.

20 x 15 x 3 ½	10.4 / 20	66-2DRAWER	
---------------	-----------	------------	--

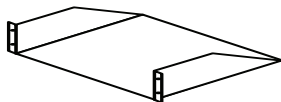
Sliding Shelf



Attaches to rack rails. 35 lb. weight capacity.

20 x 15 x 1	10.4 / 15	66-SSHELF	
-------------	-----------	-----------	--

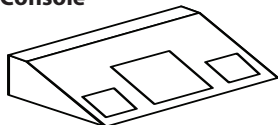
2 Space Rack Shelf



Attaches to rack rails. Takes up 2 RU space. 50 lb. weight capacity.

20 x 15 x 3 ½	10.4 / 15	66-2SHELF	
---------------	-----------	-----------	--

Removable Console



Black laminate box (Customer to provide cutouts needed)

11 x 15 x 6	2.0 / 20	66-CONSOLE01	
-------------	----------	--------------	--

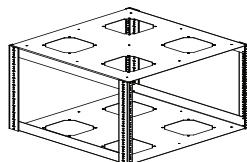
Ventilation Fan



115V fan rated at 57 CFM. 30 dBA. Add (-VF) on lectern model number to be factory installed. Must also specify cutout location on lectern.

1 x 6 x 6	2.0 / 3	66-FAN	
-----------	---------	--------	--

Rack Cube



All metal construction providing front and rear Rack Rails allowing rack storage mounting prior to installation in rack storage compartment. Standard Black metal. Available with 6 RU - 14 RU; height varies by RU count. **Complete Model number replacing blank " _ " with desired RU** (Ex: 66-RRCUBE10 – 10 RU Rack Cube). **NOTE:** If ordering with a lectern, specify "-RR" at end of lectern model number. (Ex: 66-LP303047LM-RR)

19 ⅞ x 19 ½ x Varies		66-RRCUBE_	
----------------------	--	------------	--