

# Sit/Stand AV Lecterns

## Privacy Sides



## Model Number Structure

66 - SSP

305934

LX

### Series

### Type

### Size

### Modesty Combination for

66=Lectern

SS= Sit/Stand Lectern  
PS= Prestige Sit/ Stand  
SSP=Sit/Stand Privacy

D x W x H

**Laminate modesty**  
LX=Laminate modesty; No CPU shelf  
LC=Laminate modesty panels & CPU shelf  
**Modesty Combination for Perforated**

### Metal modesty

MX=Metal modesty; No CPU shelf  
MC=Metal modesty panels & CPU shelf



(217) 342-7070

[www.novadesk.com](http://www.novadesk.com)

[sales@novasolutionsinc.com](mailto:sales@novasolutionsinc.com)

# Sit/Stand AV Lecterns

## 1. Select model number

Ex: 66-SSP305934LX

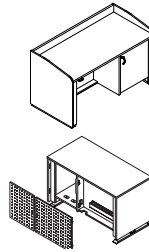
(30x59x34 Sit/Stand Privacy Side Lectern with laminate modesty)

## 2. Select laminate color for base and worksurface

If ordering with perforated metal modesty, select metal color

Note: Laminate modesty will match base color.

Ex: 567      567  
Base      Worksurface



D x W x H (in.)      ft<sup>3</sup> / lbs      Model

### Laminate Modesty

30 x 58 ¾ x 34      42.9 / 368      66-SSP305934LX

### Perforated Metal Modesty (shown left)

30 x 58 ¾ x 34      42.9 / 368      66-SSP305934MX

## Standard Features

- Electronically adjustable from base height of 30" with 12" of travel
- ADA compliant
- iMod™ wire management
- Powerstrip
- Privacy Sides
- Lift capacity up to 550 lbs
- Column legs are standard black metal finish
- 12 RU rack rail storage in the right compartment
- Laminate or metal modesty panel

## Color Options

### Base Color Options



WALNUT  
(537)



EMPIRE  
MAHOGANY  
(531)



WILD  
CHERRY  
(567)



FUSION  
MAPLE  
(560)



WHITE  
(664)



FASHION  
GREY  
(227)



SILVER  
(N99)



SLATE  
GREY  
(129)



BLACK  
(174)

### Worksurface Color Options



BLACK  
LODESTONE  
(N62)



SILVER  
(N99)



FUSION  
MAPLE  
(560)



WILD  
CHERRY  
(567)



WALNUT  
(537)



FASHION  
GREY  
(227)



WHITE  
(664)



GRAPHITE  
NEBULA  
(030)



GREY  
NEBULA  
(044)



EMPIRE  
MAHOGANY  
(531)

### Metallic Color Options (for Metal Modesty)



POLISHED  
BLACK  
(PBL)



POLISHED  
SILVER  
(PSL)



WHITE  
(WHT)

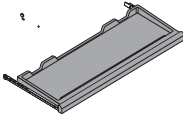










SLATE  
(SL)

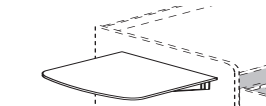
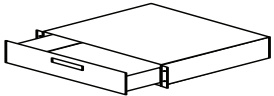
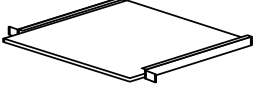
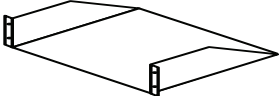
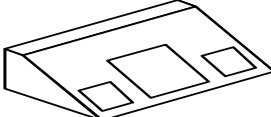

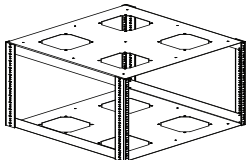
# Options & Accessories

## Factory Installed Accessories

**Must specify location of grommet / power center at time of order**

		Dimensions (in.)	Model
NOVA Keyboard Drawer		Keyboard length to fit desk ordered. Only ordered when NO Visual Display Option is chosen	
		24" - 34" wide	NK
Rectangular Wire Grommet		Rectangular black plastic grommet cover is removable for easy wire management	
		1 7/8" D x 3 1/4" W	WG1080
Star Cut Wire Grommet		Round black plastic grommet with rubber star cut opening allows more cords and cables to pass through	
		2 3/4" Diameter	RWGSC
Pop-up Power Center		Two grounded outlets. Fluid one touch accessibility. 6ft, 15 Amp cord. UL listed.	
		3 3/4" D x 5" W	11225PP
Pop-up Power / Data Center		One grounded outlet. One opening for voice/data jack. Voice/Data Adapter Kit (included) provides adapters for couplers & jacks from a variety of manufacturers. Fluid one touch accessibility. 6ft, 15 Amp cord. UL listed.	
		3 3/4" D x 5" W	11225PD
Pop-up Power / USB Charging Center		One grounded outlet. One USB charging duplex. Fluid one touch accessibility. 6ft, 15 Amp cord. UL Listed.	
		3 3/4" D x 5" W	11225PC
Round Flush Power Center		Two grounded outlets. Clean, flush mount. 6ft, 15 Amp cord. UL listed.	
		4" Diameter	3359PP
Round Flush Power / USB Charging Center		One grounded outlet. One USB charging duplex. Clean, flush mount. 6ft, 15 Amp cord. UL Listed.	
		4" Diameter	3359PC
Round Power Center		One grounded outlet. Features spill-proof technology. 6ft, 15 Amp cord. UL Listed.	
		2" Diameter	3825P

## Options for Lecterns

	D x W x H (in.)	ft <sup>3</sup> / lbs	Model	List Price
<b>Flip-up Shelf</b> 	Field installed on all but Sit-Stand Lecterns. Shipped Separately. Color matches worksurface of lectern ordered. Located 3" down from worksurface. For factory prep, must specify "U" on lectern model number for left-handed, or "V" on lectern model number for right-handed placement, or "B" on lectern model number for both left and right hand placement.			
	<b>For 21" D or 24" D Lectern:</b>			
	Attaches to the LEFT side panel of Lectern			
	20 x 20 x 1	0.9 / 24	66-SH202001L	
	Attaches to the RIGHT side panel of Lectern			
<b>2 Space Rack Drawer</b> 	Attaches to rack rails. Takes up 2 RU space. 50 lb. weight capacity.			
	20 x 15 x 3 1/2	10.4	66-2DRAWER	
<b>Sliding Shelf</b> 	Attaches to rack rails. 35 lb. weight capacity.			
	20 x 15 x 1	10.4	66-SSHELF	
<b>2 Space Rack Shelf</b> 	Attaches to rack rails. Takes up 2 RU space. 50 lb. weight capacity.			
	20 x 15 x 3 1/2	10.4 / 15	66-2SHELF	
<b>Removable Console</b> 	Black laminate box (Customer to provide cutouts needed)			
	11 x 15 x 6	2.0 / 20	66-CONSOLE01	
<b>Ventilation Fan</b> 	115V fan rated at 57 CFM. 30 dBA. Add (-VF) on lectern model number to be factory installed. Must also specify cutout location on lectern.			
	1 x 6 x 6	2.0 / 3	66-FAN	
<b>Rack Cube</b> 	All metal construction providing front and rear Rack Rails allowing rack storage mounting prior to installation in rack storage compartment. Standard Black metal. Available with 6 RU - 14 RU; height varies by RU count. <b>Complete Model number replacing blank "___" with desired RU</b> (Ex: 66-RRCUBE10 – 10 RU Rack Cube). <b>NOTE:</b> If ordering with a lectern, specify "-RR" at end of lectern model number. (Ex: 66-LP303047LM-RR)			
	19 1/8 x 19 1/2 x Varies		66-RRCUBE___	