

Conference Tables



Assembly Required
for all products on
this page

How To Order

1. Select model number for table top and base

Ex: 35-BT489601 (boat-shaped top, 48 x 96 x 1)

35-BB244829P (Panel base for 96" top)

2. Select worksurface color (see page 69)

Ex: 560 560
base worksurface

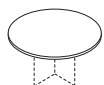
OPTIONS:

3. Select Factory Installed Accessory options (see page 48)

Ex: RWG01 (Round wire grommet)

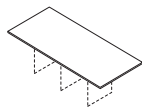
Table Top Options

Circular Tops



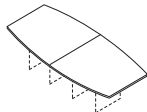
D x W x H (in.)	ft ³ / lbs	Model
For table. Order base separately.		
36 x 36 x 1	2.5 / 80	35-CT363601
42 x 42 x 1	3.3 / 90	35-CT424201
48 x 48 x 1	4.3 / 100	35-CT484801

Rectangular Tops



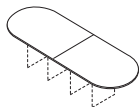
D x W x H (in.)	ft ³ / lbs	Model
For conference tables.		
36 x 72 x 1	4.8 / 220	35-RT367201
48 x 96 x 1	8.5 / 270	35-RT489601

Boat-shaped Tops



D x W x H (in.)	ft ³ / lbs	Model
For conference tables.		
120" and 144" tops are in two pieces.		
48 x 96 x 1	8.5 / 270	35-BT489601
48 x 120 x 1	7.1 / 320	35-BT481200
48 x 144 x 1	8.5 / 370	35-BT481440

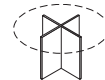
Racetrack Tops



D x W x H (in.)	ft ³ / lbs	Model
For conference tables.		
120" and 144" tops are in two pieces.		
36 x 72 x 1	4.8 / 210	35-RC367201
48 x 96 x 1	8.5 / 260	35-RC489601
48 x 120 x 1	7.1 / 310	35-RC481200
48 x 144 x 1	8.5 / 360	35-RC481440

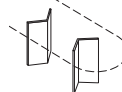
Table Base Options

Cross Bases



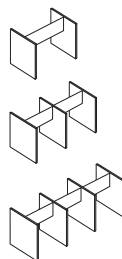
D x W x H (in.)	ft ³ / lbs	Model
For 35-CT363601 top.		
20 x 20 x 29	1.1 / 40	35-BB202029CB
For 35-CT424201 top.		
27 x 27 x 29	1.5 / 52	35-BB272729CB
For 35-CT484801 top.		
33 x 33 x 29	1.8 / 66	35-BB333329CB

V-base



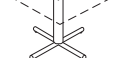
D x W x H (in.)	ft ³ / lbs	Model
Priced per pair. Tables 72" & 96" require 1 pair. Tables 120" & 144" require 2 pair.		
16 x 16 x 29	1.0 / 36	35-BB161629V

Panel Base



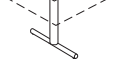
D x W x H (in.)	ft ³ / lbs	Model
For 72" tables. (Order one per table)		
24 x 36 x 29	1.8 / 60	35-BB243629P
For 96" tables. (Order one per table)		
24 x 48 x 29	2.3 / 80	35-BB244829P
For 120" tables. (Order one per table)		
24 x 84 x 29	2.7 / 130	35-BB248429P
For 144" tables. (Order one per table)		
24 x 108 x 29	2.7 / 160	35-BB2410829P

Cross Base



D x W x H (in.)	ft ³ / lbs	Model
Specify metal color for steel leg.		
33 x 33 x 29	2.19 / 26	35-BB333329CL

T-base



D x W x H (in.)	ft ³ / lbs	Model
Specify metal color for steel leg.		
02 x 30 x 29	2.2 / 18	35-BB023029T

Leg Base



D x W x H (in.)	ft ³ / lbs	Model
Specify metal color for steel leg. Priced per leg.		
04 x 04 x 29	2.2 / 11	35-BB040429L