

Curved Top AV Lecterns

with Downview



Model Number Structure

66	-	LC	304241	LM	FPA2124NK
<u>Series</u>		<u>Type</u>	<u>Size</u>	<u>Modesty Combination for</u>	<u>Visual Display Option</u>
66=Lectern		LP= Lectern with Curved Top	D x W x H	<u>Laminate modesty</u> LM=Laminate modesty <u>Perforated Metal modesty</u> MM=Metal modesty	FPA1621NK=16"D x 21"W Downview & NOVA Keyboard Drawer FPA1821NK=18"D x 21"W Downview & NOVA Keyboard Drawer FPA2124NK=21"D x 24"W Downview & NOVA Keyboard Drawer



(217) 342-7070
www.novadesk.com
sales@novasolutionsinc.com

Curved Top AV Lecterns

1. Select model number

Ex: 66-LP304241LM

(30x42x41 Curved Top AV Lectern with laminate modesty)

2. Select laminate color for base and worksurface

If ordering with perforated metal modesty, select metal color

Note: Laminate modesty will match base color.

Ex: 567

Base

567

Worksurface

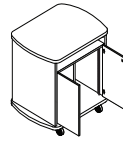
Optional Selections:

3. Select Visual Display Options (see page 34 of catalog)

Ex: FPA2124NK (21"D x 24"W Downview with NOVA keyboard drawer)

Available with most Visual Display Options

(30"W lecterns are not available with Trolley™ EXL or 21x24 Downview™)



14 RU rack rails

D x W x H (in.) ft³ / lbs Model

Laminate Modesty

14 RU rack rails. 1 Power strip

30 x 30/36* x 41 33.1 / 404 66-LC303641LM

30 x 36/42* x 41 38.3 / 434 66-LC304241LM

36 x 30/36* x 41 39.1 / 435 66-LC363641LM

36 x 36/42* x 41 45.5 / 505 66-LC364241LM

Perforated Metal Modesty

14 RU rack rails. 1 Power strip

30 x 30/36* x 41 33.1 / 404 66-LC303641MM

30 x 36/42* x 41 38.3 / 434 66-LC304241MM

36 x 30/36* x 41 39.1 / 435 66-LC363641MM

36 x 36/42* x 41 45.5 / 505 66-LC364241MM

Storage Dimensions:

30"W Unit: Rack rails on left side of storage area - 19 1/4"W. Remaining space is 8 5/8"W

36"W Unit: Left compartment - 13 5/8"W. Right compartment w/ rack rails - 19 1/4"W

*Chassis width / Top width

16"D x 21"W viewport(Widescreen)

Maximum Dimensions for Widescreen: 20 1/8"W x 12 1/2" H upto 21" widescreen

24" min. worksurface depth

21" Dx24"W viewport(Widescreen)

Maximum Dimensions for Widescreen: 23 1/8"W x 19"H up to 24" widescreen

30" min. worksurface depth 36" min. worksurface width

18"D x21"W viewport(Widescreen)

Maximum Dimensions for Widescreen: 20 1/8"W x 14 1/2" H up to 21" widescreen

26" min. worksurface depth

- Tinted, tempered glass viewport
- Keeps monitor under glass below worksurface
- Ergonomic viewing angle

Model Wt(lb.) Description

With NOVA Keyboard Drawer

Down view™ & NOVA Keyboard Drawer installed in assembled units only. Optional Privacy/Glare visor sold separately, see page 60 for pricing.

FPA1621NK 35 16"Dx21"W Downview™ & NOVA Keyboard Drawer

FPA1821NK 35 18"Dx21"W Downview™ & NOVA Keyboard Drawer

FPA2124NK 39 21"Dx24"W Downview™ & NOVA Keyboard Drawer

Standard Features

- iMod™ wire management
- Locking Front Access Doors
- Heavy Duty Locking Casters
- Powerstrip
- Laminate or metal modesty panel
- 14 Rack Units Front & Rear
- Ships Fully Assembled (Casters Field Installed)

Color Options

Base Color Options



WALNUT
(537)



EMPIRE
MAHOGANY
(531)



WILD
CHERRY
(567)



FUSION
MAPLE
(560)



WHITE
(664)



FASHION
GREY
(227)



SILVER
(N99)



SLATE
GREY
(129)



BLACK
(174)

Worksurface Color Options



BLACK
LODESTONE
(N62)



SILVER
(N99)



FUSION
MAPLE
(560)



WILD
CHERRY
(567)



WALNUT
(537)



FASHION
GREY
(227)



WHITE
(664)



GRAPHITE
NEBULA
(030)



GREY
NEBULA
(044)



EMPIRE
MAHOGANY
(531)

Metallic Color Options (for Metal Modesty)



POLISHED
BLACK
(PBL)



POLISHED
SILVER
(PSL)



WHITE
(WHT)



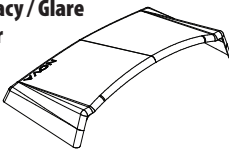
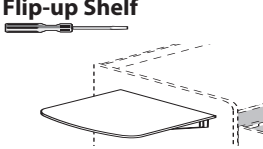
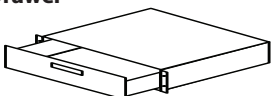
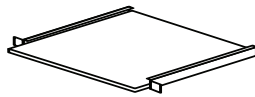
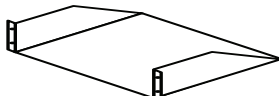
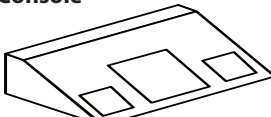

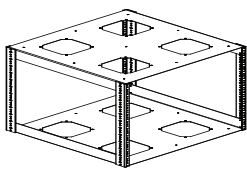
SLATE
(SLL)

Options & Accessories

Factory Installed Accessories

Must specify location of grommet / power center at time of order

		Dimensions (in.)	Model
NOVA Keyboard Drawer		Keyboard length to fit desk ordered. Only ordered when NO Visual Display Option is chosen	
		24" - 34" wide	NK
Rectangular Wire Grommet		Rectangular black plastic grommet cover is removable for easy wire management	
		1 7/8" D x 3 1/4" W	WG1080
Star Cut Wire Grommet		Round black plastic grommet with rubber star cut opening allows more cords and cables to pass through	
		2 3/4" Diameter	RWGSC
Pop-up Power Center		Two grounded outlets. Fluid one touch accessibility. 6ft, 15 Amp cord. UL listed.	
		3 3/4" D x 5" W	11225PP
Pop-up Power / Data Center		One grounded outlet. One opening for voice/data jack. Voice/Data Adapter Kit (included) provides adapters for couplers & jacks from a variety of manufacturers. Fluid one touch accessibility. 6ft, 15 Amp cord. UL listed.	
		3 3/4" D x 5" W	11225PD
Pop-up Power / USB Charging Center		One grounded outlet. One USB charging duplex. Fluid one touch accessibility. 6ft, 15 Amp cord. UL Listed.	
		3 3/4" D x 5" W	11225PC
Round Flush Power Center		Two grounded outlets. Clean, flush mount. 6ft, 15 Amp cord. UL listed.	
		4" Diameter	3359PP
Round Flush Power / USB Charging Center		One grounded outlet. One USB charging duplex. Clean, flush mount. 6ft, 15 Amp cord. UL Listed.	
		4" Diameter	3359PC
Round Power Center		One grounded outlet. Features spill-proof technology. 6ft, 15 Amp cord. UL Listed.	
		2" Diameter	3825P

	D x W x H (in.)	ft ³ / lbs	Model	List Price
Privacy / Glare Visor 	21 & 24" Wide viewports		AC-1064	
	12 x 26 1/2 x 6			
Flip-up Shelf 	Field installed on all but Sit-Stand Lecterns. Shipped Separately. Color matches worksurface of lectern ordered. Located 3" down from worksurface. For factory prep, must specify "U" on lectern model number for left-handed, or "V" on lectern model number for right-handed placement, or "B" on lectern model number for both left and right hand placement.			
	For 21" D or 24" D Lectern: Attaches to the LEFT side panel of Lectern 20 x 20 x 1 0.9 / 24 66-SH202001L Attaches to the RIGHT side panel of Lectern			
	For 26" D, 30" D or 36" D Lectern: Attaches to the LEFT side panel of Lecterns 22 x 20 x 1 1.0 / 24 66-SH222001L Attaches to the RIGHT side panel of Lecterns 22 x 20 x 1 1.0 / 24 66-SH222001R			
2 Space Rack Drawer 	Attaches to rack rails. Takes up 2 RU space. 50 lb. weight capacity.			
	20 x 15 x 3 1/2	10.4 / 20	66-2DRAWER	
Sliding Shelf 	Attaches to rack rails. 35 lb. weight capacity.			
	20 x 15 x 1	10.4 / 15	66-SSHELF	
2 Space Rack Shelf 	Attaches to rack rails. Takes up 2 RU space. 50 lb. weight capacity.			
	20 x 15 x 3 1/2	10.4 / 15	66-2SHELF	
Removable Console 	Black laminate box (Customer to provide cutouts needed)			
	11 x 15 x 6	2.0 / 20	66-CONSOLE01	
Ventilation Fan 	115V fan rated at 57 CFM. 30 dBA. Add (-VF) on lectern model number to be factory installed. Must also specify cutout location on lectern.			
	1 x 6 x 6	2.0 / 3	66-FAN	
Rack Cube 	All metal construction providing front and rear Rack Rails allowing rack storage mounting prior to installation in rack storage compartment. Standard Black metal. Available with 6 RU - 14 RU; height varies by RU count. Complete Model number replacing blank "__" with desired RU (Ex: 66-RRCUBE10 – 10 RU Rack Cube). NOTE: If ordering with a lectern, specify "-RR" at end of lectern model number. (Ex: 66-LP303047LM-RR)			
	19 1/8 x 19 1/2 x Varies		66-RRCUBE__	